



PRIMELOCK® LINED CLAMP INSERTS

Eliminates clamp marks on tubing

Overview

Entegris offers a full line of high-performance PrimeLock® fittings that are clean, robust and easy to assemble. The accompanying assembly tools include bench top and handheld assembly tools, tubing clamps, insert installation mandrels (standard and directional sleeve), minimum tube union mandrels and wrenches.

To satisfy customer demand, lined clamp inserts were added to the assembly tools product line. These inserts prevent surface marks from developing on the tubing even though tests have proven that marks do not cause mechanical or performance issues.

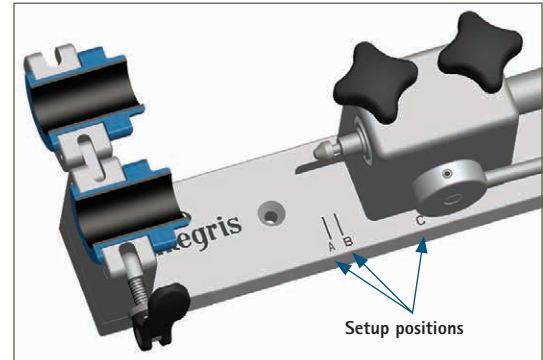
How to Install Lined Clamp Inserts

1. The clamp inserts should be positioned with the extended flange on the outside of the tool.



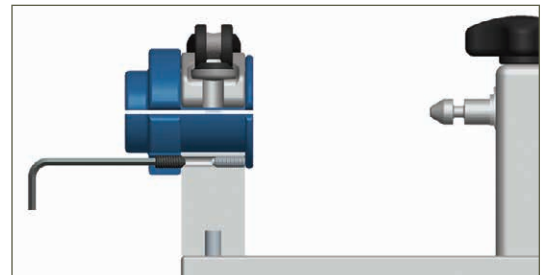

Preferred installation of lined clamp inserts.

2. The extended flange may be positioned on the inside of the tool if space is restricted. However, tool setup positions A, B or C cannot be used.



Installation of lined clamp inserts for special space requirements..

3. Snap the clamp insert into the clamp assembly.



4. You can tighten the set screw with a 3 mm Allen wrench to prevent the clamp inserts from sticking to the tubing when you open up the clamps.

Note: Ensure tubing and clamp inserts are clean and void of contaminants to prevent the tubing from slipping in the clamps during installation.

Ordering Information

Part Number	Description	Size
PCLMP-4-R	Clamp insert – EPDM-lined	1/4"
PCLMP-6-R	Clamp insert – EPDM-lined	3/8"
PCLMP-8-R	Clamp insert – EPDM-lined	1/2"
PCLMP-12-R	Clamp insert – EPDM-lined	3/4"
PCLMP-16-R	Clamp insert – EPDM-lined	1"
PCLMP-20-R	Clamp insert – EPDM-lined	1 1/4"
PCLMP-24-R	Clamp insert – EPDM-lined	1 1/2"
PCLMP-R-KIT	Clamp insert – EPDM-lined – set*	1/4"–1"

**Kit does not include 1 1/4" and 1 1/2" sizes; these sizes are sold separately.
For additional information, please consult your local sales representative.*

Entegris®, the Entegris Rings Design®, Creating a Material Advantage® and PrimeLock® are registered trademarks of Entegris, Inc.

ENTEGRIS, INC.

Corporate Headquarters | 129 Concord Road | Billerica, MA 01821 USA
Customer Service Tel. +1 952 556 4181 | Customer Service Fax +1 952 556 8022
In North America 800 394 4083 | www.entegris.com

©2012-2015 Entegris, Inc. All rights reserved Printed in USA
P/N 01-1023473 (Rev. B 03/15) 3110-7178ENT-0315

